




Harvey Cement Products, Inc.

Since 1947

16030 Park Avenue, Harvey, IL 60426

Ph: 708.333.1900 F: 708.333.1910

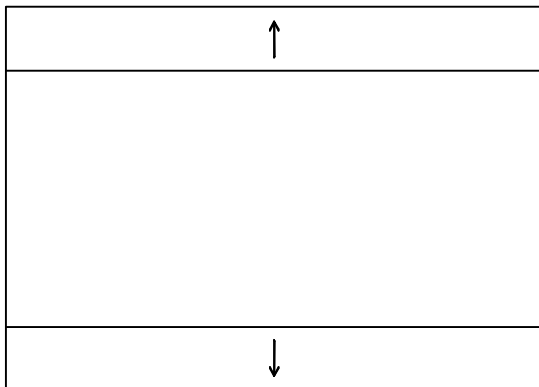
www.harveycement.com



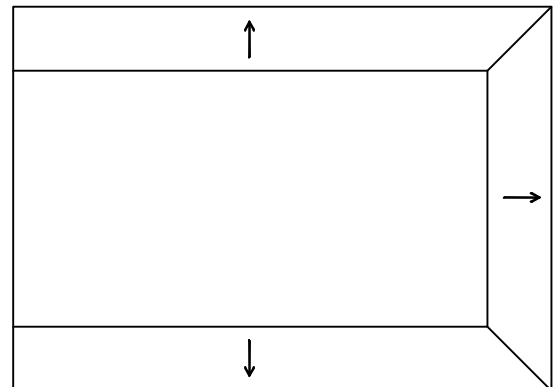
CROSS SECTION

1 **PROFILE KD**
 ARCH REF:
 SCALE: 1 1/2"=1'-0"

TOP VIEWS



STRAIGHT



END RETURN

DRIP EDGE - OPTIONAL

Profile ID

KD

SUGGESTED USE

Sill	
Transition Band	
Coping	X
Cap	X
Band	
Field	

TYPE / SIZE AVAILABILITY

TYPE	LENGTH(S)
Straight	up to 33 5/8"
End Return	up to 33 5/8"